


# How to Gently Teach Good Behavior Using an E-Collar: A Comprehensive Guide for Dog Owners



## The Art of Training Your Dog: How to Gently Teach Good Behavior Using an E-Collar by Marc Goldberg

★★★★☆ 4.7 out of 5

Language	: English
File size	: 52300 KB
Text-to-Speech	: Enabled
Screen Reader	: Supported
Enhanced typesetting	: Enabled
X-Ray	: Enabled
Print length	: 280 pages



## : Unlocking the Power of E-Collars for Humane and Effective Dog Training

In the realm of dog training, e-collars have emerged as a powerful tool for fostering exceptional behavior in our canine companions. Contrary to misconceptions, e-collars are not instruments of punishment but rather precision tools that harness the principles of positive reinforcement and gentle communication.

This comprehensive guide will illuminate the fundamentals of e-collar training, empowering you with the knowledge and expertise to effectively and humanely train your beloved dog. We will delve into the benefits, safety considerations, and step-by-step instructions to guide you through the journey of transforming your dog's behavior.

## **Benefits of E-Collar Training: A Paradigm Shift in Dog Training**

- **Enhanced Communication:** E-collars provide a clear and consistent means of communication, enabling you to convey commands and expectations even at a distance.
- **Precision Training:** Unlike traditional methods, e-collars allow for precise timing and intensity of stimulation, ensuring that your dog receives tailored feedback.
- **Positive Reinforcement:** E-collars facilitate positive reinforcement by pairing stimulation with desired behaviors, creating powerful associations and fostering a cooperative training experience.
- **Remote Training:** E-collars offer the advantage of remote training, allowing you to guide your dog's behavior even when you're not physically present.
- **Behavioral Modification:** E-collars can effectively address a wide range of behavioral issues, including excessive barking, aggression, leash pulling, and more.

## **Safety Considerations: Ensuring the Well-being of Your Canine Companion**

E-collar training is both safe and humane when implemented with proper care and attention. Here are some crucial safety considerations to ensure your dog's comfort and well-being:

- **Choose the Right Collar:** Select an e-collar specifically designed for dogs and ensure its compatibility with your dog's size and temperament.

- **Proper Fit:** The collar should fit snugly but not tightly, allowing for two fingers to fit comfortably between the collar and your dog's neck.
- **Gradual :** Begin by introducing the collar to your dog without stimulation, allowing them to familiarize themselves with its presence.
- **Start with Low Intensity:** Always start with the lowest intensity setting and gradually increase it as needed, based on your dog's response.
- **Avoid Overuse:** E-collars should be used sparingly and only when necessary to reinforce desired behaviors.
- **Seek Professional Guidance:** Consult with a certified dog trainer or veterinarian if you have any concerns about your dog's safety or well-being during e-collar training.

## **Step-by-Step E-Collar Training Guide: Nurturing Exceptional Behavior**

Follow these step-by-step instructions to embark on a successful e-collar training journey with your dog:

1. **Establish a Strong Foundation:** Before introducing an e-collar, ensure your dog has a solid understanding of basic obedience commands and a strong bond with you.
2. **Pair the Collar with Positive Reinforcement:** Associate the e-collar with something your dog enjoys, such as treats or praise, to create a positive connection.
3. **Introduce the Collar Gradually:** Allow your dog to wear the collar for short periods without stimulation, gradually increasing the duration as they become comfortable.
4. **Stimulate and Reward:** When your dog performs a desired behavior, gently stimulate the collar and immediately reward them with treats or

praise.

5. **Focus on Precision:** Aim for precise timing and intensity of stimulation to convey clear communication and avoid confusion.
6. **Reward and Release:** As your dog responds appropriately, gradually reduce the stimulation and reward them generously, releasing them from the pressure.
7. **Practice and Consistency:** Regular training sessions and consistent reinforcement are essential for effective and lasting results.

### **Troubleshooting Common Challenges: Overcoming Obstacles for Training Success**

Navigating e-collar training may occasionally present challenges. Here's how to troubleshoot common issues:


- **Lack of Response:** Ensure the collar is fitted properly, the batteries are fresh, and the intensity level is appropriate for your dog's temperament.
- **Excessive Stimulation:** Reduce the intensity level or duration of stimulation and focus on positive reinforcement to build a more balanced training experience.
- **Fear or Resistance:** If your dog shows signs of fear or resistance, stop the training session and consult with a professional trainer to address any underlying issues.
- **Inconsistent Behavior:** Ensure you're providing clear and consistent commands, and avoid overusing the e-collar. Focus on positive reinforcement and gradual training to foster lasting behavior changes.

## : Embracing the Transformative Power of E-Collars for Dog Training Excellence

E-collars, when used responsibly and with a deep understanding of dog behavior, can revolutionize the way you communicate and train your beloved canine companion. By embracing the principles of positive reinforcement, precision training, and safety considerations, you can unlock the transformative power of e-collars to nurture exceptional behavior, foster a stronger bond, and create a lifetime of harmony with your dog.

Remember, the key to successful e-collar training lies in patience, consistency, and a genuine desire to build a mutually respectful and fulfilling relationship with your dog. By following the guidelines outlined in this comprehensive guide, you can embark on a transformative journey that will empower you to gently teach good behavior and forge an unbreakable bond with your four-legged friend.

Copyright © 2023. All rights reserved.



### The Art of Training Your Dog: How to Gently Teach Good Behavior Using an E-Collar by Marc Goldberg


★★★★☆ 4.7 out of 5

Language : English  
File size : 52300 KB  
Text-to-Speech : Enabled  
Screen Reader : Supported  
Enhanced typesetting : Enabled  
X-Ray : Enabled  
Print length : 280 pages

FREE

DOWNLOAD E-BOOK





## Web Development and Design for Beginners: Unleash Your Inner Web Master!

: Dive into the Exciting World of Web Development Welcome to the captivating world of web development, where you'll embark on an...



## Emperor of the Sea Charlotte Linlin:

A Monumental Force in the One Piece Universe Origins and Early Life Charlotte Linlin, colloquially known as Big Mom,...